

## LA-UR-18-30763

Approved for public release; distribution is unlimited.

Title: Evaluating the MCNP6.2 Correlated Fission Multiplicity Models for  
Criticality Calculations

Author(s): Timmons, Daniel Herbert  
Rising, Michael Evan  
Prinja, Anil Kant

Intended for: 2018 ANS Winter Meeting and Nuclear Technology Expo,  
2018-11-11/2018-11-15 (Orlando, Florida, United States)

Issued: 2019-06-10 (rev.1)

---

**Disclaimer:**

Los Alamos National Laboratory, an affirmative action/equal opportunity employer, is operated by Triad National Security, LLC for the National Nuclear Security Administration of U.S. Department of Energy under contract 89233218CNA000001. By approving this article, the publisher recognizes that the U.S. Government retains nonexclusive, royalty-free license to publish or reproduce the published form of this contribution, or to allow others to do so, for U.S. Government purposes. Los Alamos National Laboratory requests that the publisher identify this article as work performed under the auspices of the U.S. Department of Energy. Los Alamos National Laboratory strongly supports academic freedom and a researcher's right to publish; as an institution, however, the Laboratory does not endorse the viewpoint of a publication or guarantee its technical correctness.

# Evaluating the MCNP6.2 Correlated Fission Multiplicity Models for Criticality Calculations

<sup>1,2</sup>Daniel Timmons, <sup>1</sup>Michael E. Rising  
and <sup>2</sup>Anil K. Prinja

<sup>1</sup>Los Alamos National Laboratory

<sup>2</sup>University of New Mexico



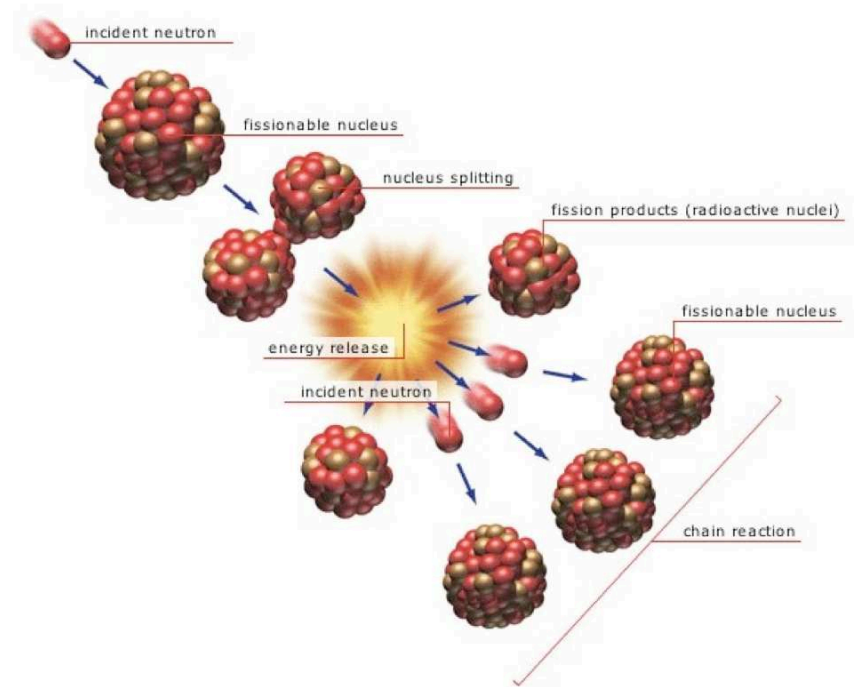
**2018 ANS Winter Meeting**  
**Orlando, FL**

November 11-15, 2018



# Outline

- Background
- Motivation
- Correlated Fission Multiplicity Models
  - FREYA
  - CGMF
- ACE File Modifications
- MCNP6.2 Modifications
- *Initial* Subcritical Benchmark Simulations
- Conclusions & Future Work



# Background & Motivation

# Background

- MCNP6.2 release included the ability to use FREYA and CGMF for fixed-source calculations
- FREYA was initially developed at LBNL/LLNL while CGMF was developed at LANL
- These high-fidelity models are used to simulate spontaneous, neutron-induced, and photo-fission (future work) events
- These fission physics models, primarily targeted toward nuclear nonproliferation applications, have not been validated for use in k-eigenvalue calculations

# Motivation & Plan

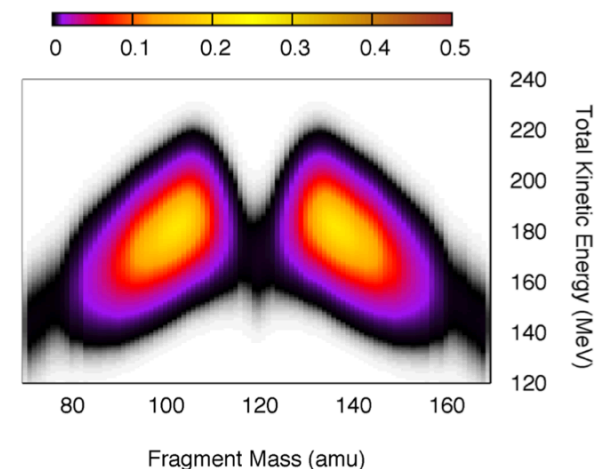
- Using the well-known criticality benchmark experiments will aid in validating the correlated fission multiplicity models for more general use in a variety of applications
- This would allow us to study new methods for use in subcritical experiment design and subsequent validation calculations
- The use of the models in criticality calculations allows us to study the differences between the weighted and analog simulations
- Allow MCNP to use FREYA and CGMF in KCODE calculations (ACE file / MCNP modifications discussed in later slides)

# Correlated Fission Multiplicity Models



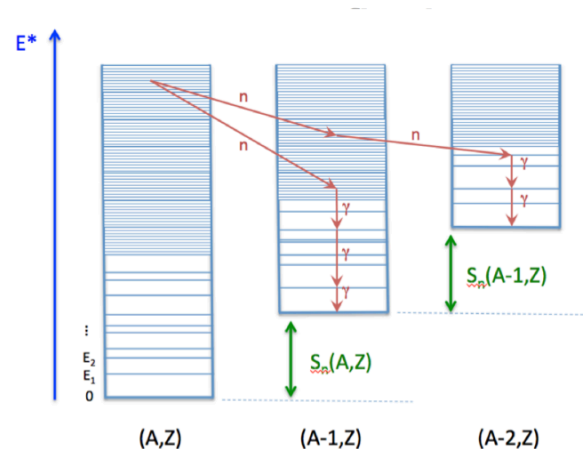
# FREYA – Fission Reaction Event Yield Algorithm

- Developed at LBNL and LLNL
- Determines mass split of the compound nucleus on experimental mass yields
- Determine the energy distribution between fragments
- Determine the energy given to post emission radiation
- Neutrons are emitted until below a threshold energy then gammas are emitted
- Neutron induced fission:  $^{233}\text{U}$ ,  $^{239}\text{Pu}$ ,  $^{235}\text{U}$ ,  $^{241}\text{Pu}$ ,  $^{238}\text{U}$
- Spontaneous Fission:  $^{238}\text{U}$ ,  $^{238}\text{Pu}$ ,  $^{240}\text{Pu}$ ,  $^{242}\text{Pu}$ ,  $^{244}\text{Cm}$ ,  $^{252}\text{Cf}$



# CGMF – Cascading Gamma-ray Multiplicity + Fission

- Developed at LANL
- Determines mass split of the compound nucleus based on systematics of fission yields
- Determine the energy distribution between fragments
- Determine the energy given to post emission
- Hauser-Feshbach model is used to describe of the fission fragments to ground state
- Neutron induced fission:  $^{239}\text{Pu}$ ,  $^{235}\text{U}$ ,  $^{238}\text{U}$
- Spontaneous Fission:  $^{240}\text{Pu}$ ,  $^{242}\text{Pu}$ ,  $^{252}\text{Cf}$



# ACE File Modifications

# ACE File Modifications

- Data was generated with standalone FREYA and CGMF
- Computed data from models for  $^{235}\text{U}$  and  $^{239}\text{Pu}$ 
  - Used “same” incident and outgoing energy bin structure as in ENDF/ACE
  - Average prompt fission multiplicity
  - Average prompt fission neutron spectrum
- Data points were placed into an ENDF/B-VII.1 ACE file
  - All other reactions/quantities left untouched
- Sensitivity coefficients (KSEN) computed for GODIVA and JEZEBEL
- Several other criticality benchmark cases were run to observe differences

# ACE File Modifications

## Numerical Results

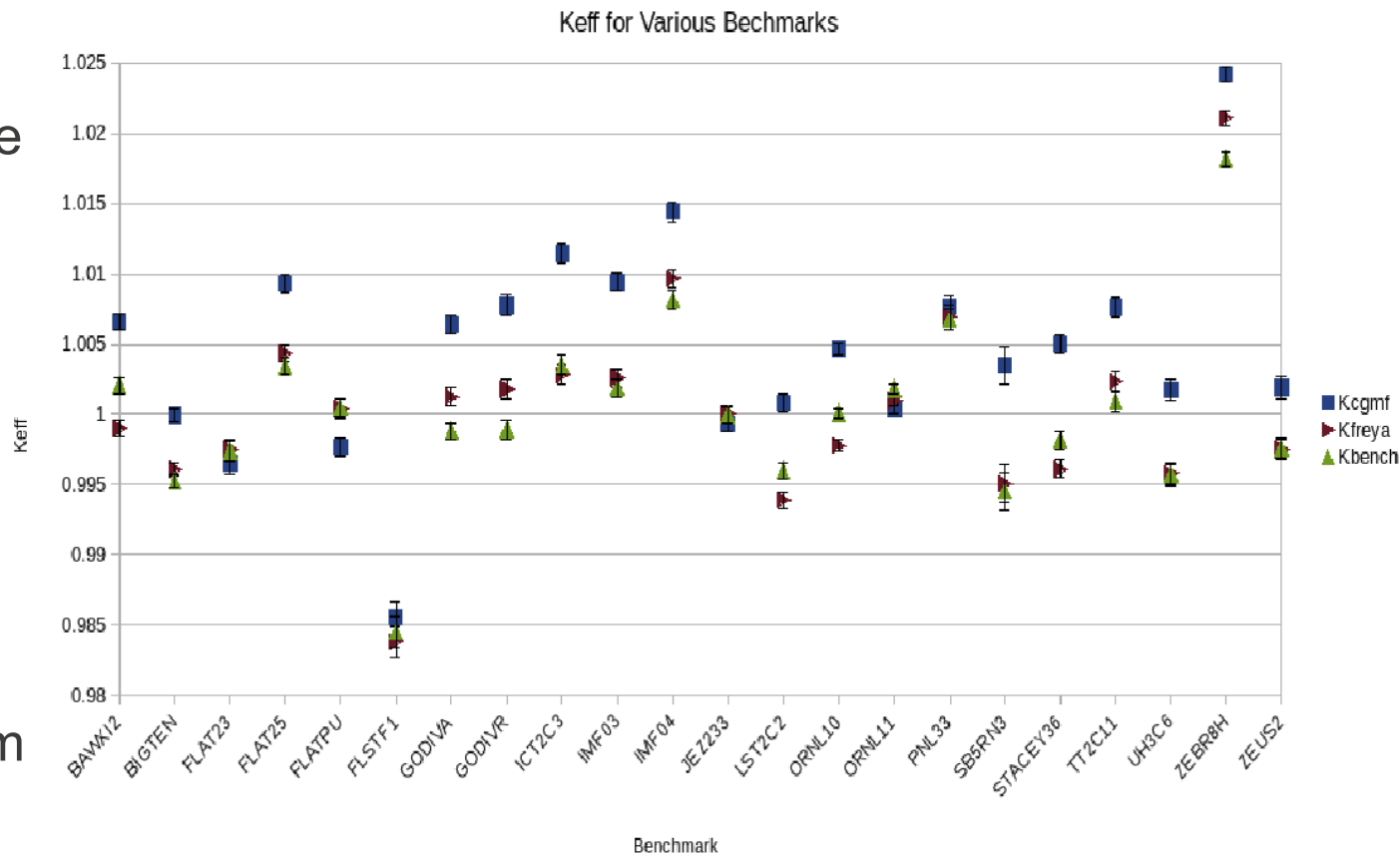
- This was done by running the event generator models and using the multiplicity and chi-energy spectrum data in place of the ACE data

	Method	$\Delta k_{eff}$ Sensitivity Calculation	Uncertainty	MCNP Calculation $\Delta k_{eff}$	Uncertainty
<b>GODIVA</b>					
	<b>CGMF</b>	3.60E-02	3.07E-04	3.65E-002	4.75E-04
	<b>FREYA</b>	4.26E-02	7.94E-03	3.544E-002	2.16E-04
<b>JEZEBEL</b>					
	<b>CGMF</b>	-1.65E-02	1.72E-02	-1.684E-002	1.70E-04
	<b>FREYA</b>	-1.66E-02	3.31E-03	-1.675E-002	2.16E-04

# ACE File Modifications

## Numerical Results

- Many CGMF cases calculate higher  $k_{\text{eff}}$
- Most cases show that FREYA is closer to the MCNP6.2 default based using data from ENDF/B-VII.1



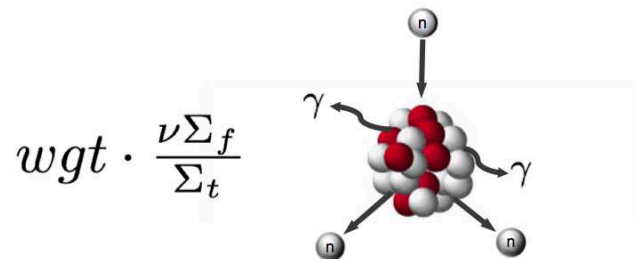
# MCNP6.2 Modifications

## MCNP6.2 Modifications

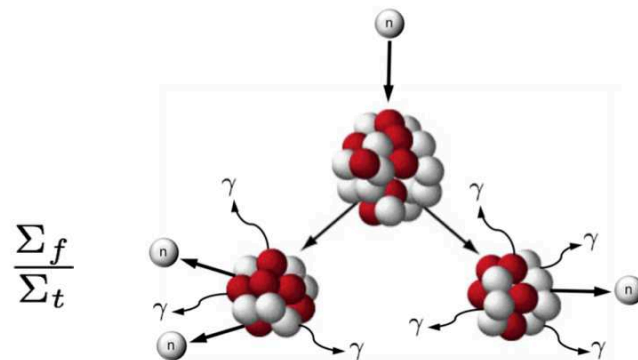
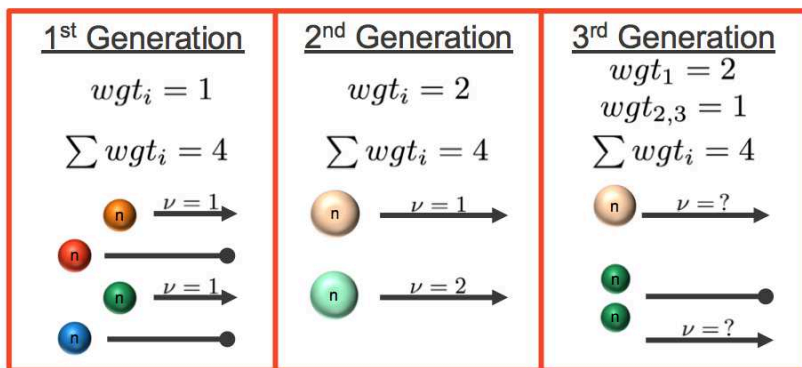
- Need to allow for a more analog k-eigenvalue calculation using the full neutron multiplicity distribution
  - Fission site sampling based on the random selection of the fission reaction  
Think  $\frac{\Sigma_f}{\Sigma_t}$ , rather than the expected value of  $wgt \cdot \frac{\nu \Sigma_f}{\Sigma_t}$
  - At fission sites, number  $P(\nu)$ , energy and direction of next-generation fission neutrons returned from models and placed in the bank
  - Renormalization of the fission bank population/weight is still required – because all particles have unit weight, splitting/rouletting of particles in the fission bank is done instead of scaling the weight of each particle
- Previously, these MCNP modifications had been done to study the effects of the LLNL Fission Library within criticality calculations



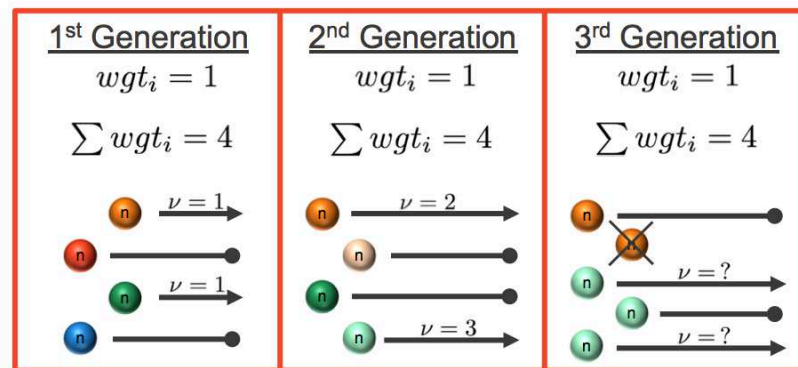
# MCNP6.2 Modifications



- Weighted Simulation
  - Average fission sites produced per collision
- Renormalization done by fission bank weight adjustment



- Analog Simulation
  - $P(\nu)$  fission sites produced per sampled fission reaction
- Renormalization done by fission bank splitting/rouletteing



# MCNP6.2 Modifications

## Numerical Results

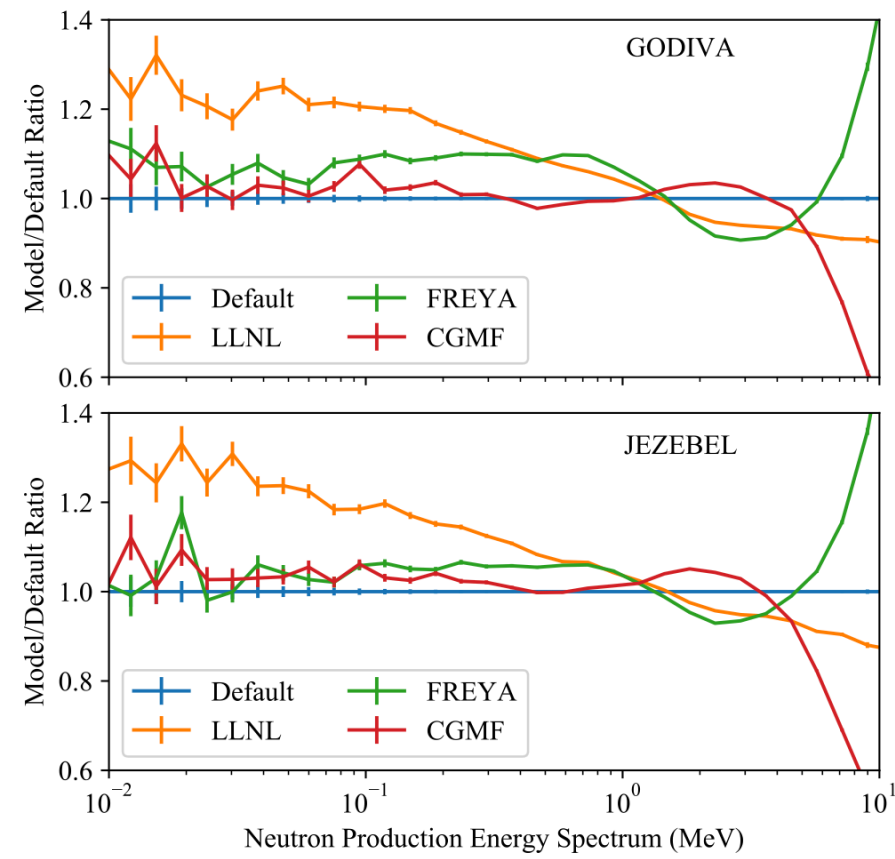
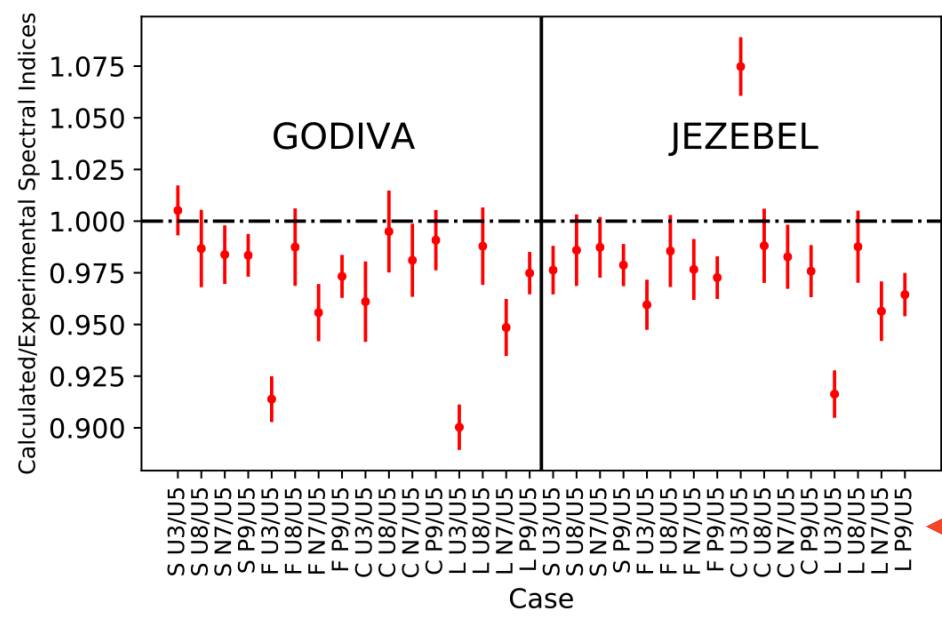
- CGMF and FREYA are supplemented with the LLNL Fission Library where the available nuclide does not exist for the model
- It is of note that CGMF is significantly slower than any other applied method
- Initially the changes to MCNP6.2 were tested on Godiva, Jezebel, and more
  - The  $k_{eff}$  and the spectral information (next slide) for each system have been studied

Model	GODIVA $k_{eff}$	JEZEBEL $k_{eff}$	FLAT23 $k_{eff}$	FLAT25 $k_{eff}$
Default	0.99987(19)	0.99987(19)	0.99915(30)	1.00331(30)
LLNL	0.99897(34)	0.99515(31)	0.99673(37)	1.00005(37)
FREYA	1.00053(34)	1.00097(31)	1.00121(39)	1.00568(37)
CGMF	0.99589(32)	0.99500(30)	0.99730(55)	0.99928(55)

# MCNP6.2 Modifications

## Numerical Results

- Spectral indices (*SI* defined below) can provide more information about system differences



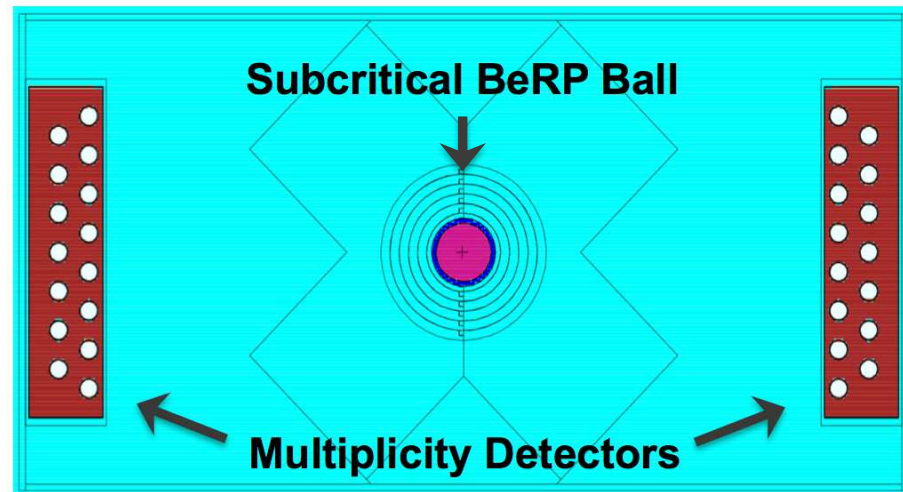
$$SI = \frac{\int_E \phi \Sigma_f^X dE}{\int_E \phi \Sigma_f^{235U} dE}$$

S=Standard	U3=U-233
F=FREYA	U8=U-238
C=CGMF	N7=Np-237
L=LLNL	P9=Pu-239

# *Initial* Subcritical Simulations

# Initial Subcritical Simulations

- Another use of the modified MCNP6.2 is to study subcritical benchmark calculations, which generally include:
  - Fixed-source calculation mode
  - Analog neutron multiplicity (FMULT)
  - Reading of the particle track (PTRAC) output
- As  $k_{\text{eff}} \rightarrow 1.0$ , the fixed-source approach can become intractable
- The population control (renormalization) in KCODE can help make these calculations more efficient
- Above, the BERP Ball can be surrounded by many Ni or W shells
  - The multiplicity (NPOD) detectors include several He-3 tubes



# *Initial* Subcritical Simulations

- With the help of our colleagues in NEN-2 at LANL, some tools were used to analyze the results from the k-eigenvalue particle track (PTRAC) output
  - A wrapper was made to automate reading the time from the PTRAC file, analyzing the data, and collecting the results
- Three results were observed:
  - The singles count rate for a single NPOD detector
  - The doubles count rate for a single NPOD detector
  - The leakage multiplication rate ( $M_L$ )
    - Number of neutrons that leak out per source neutron

# *Initial* Subcritical Simulations

- To modify the times a normal distribution is used to with a mean equal to that of what the output file for a fixed source case did, which is roughly half of the count time
- In order to ensure the same number of events, which the single count rate is dependent on, a direct ratio method was used between the fixed source case and the KCODE case to find the number of active cycles necessary
- With both of these it is possible to nearly match the results of the benchmark
  - Only the 1.0” Ni shell results will be shown here

# Initial Subcritical Simulations

## Numerical Results

### BeRP Ball Reflected by 1" Ni Shell

	Benchmark	MCNP6.2	Modified MCNP6.2 (Fixed-Source)	Modified MCNP6.2 (KCODE+LLNL)
<b>Singles</b>	15107 ± 4.6	15150 ± 7.18	15150 ± 7.18	15054 ± 7.06
<b>Doubles</b>	7461 ± 23.6	7470 ± 16.0	7470 ± 16.0	7465 ± 16.3
<b>M<sub>L</sub></b>	5.42 ± 2.5E-2	5.46 ± 5.8E-3	5.46 ± 5.8E-3	5.46 ± 5.8E-3

For a single case: Fixed-Source: **44.8 min**

KCODE: **39.4 min**



# Conclusions & Future Work

# Conclusions

- Beginning to understand how the FREYA and CGMF models perform for criticality benchmarks when using their average data (nubar, PFNS) in ACE files and when used inline within MCNP6.2 as an event generator
- As expected, because these models have never been tuned (like the ENDF/B nuclear data) to criticality benchmarks, there is disagreement between the pure ENDF/B results and the FREYA/CGMF results
- Using KCODE with the multiplicity models to simulate the PTRAC output of the subcritical benchmarks is just beginning to be studied

# Future Work

- Determine the source of the differences
  - It was noted that the output  $k_{\text{eff}}$  was different for LLNL, FREYA, and CGMF
- Modify the timing on the post processing of the PTRAC file
- Modify parameters/variables in CGMF and FREYA to bring the results closer to benchmark measurements
- Test further on more criticality cases
- Automate a new subcritical V&V suite

# Acknowledgements

This work was supported by the DOE Nuclear Criticality Safety Program, funded and managed by the National Nuclear Security Administration for the Department of Energy, and in part by the Office of Defense Nuclear Nonproliferation Research and Development (DNN R&D), National Nuclear Security Administration, US Department of Energy.

# Questions?